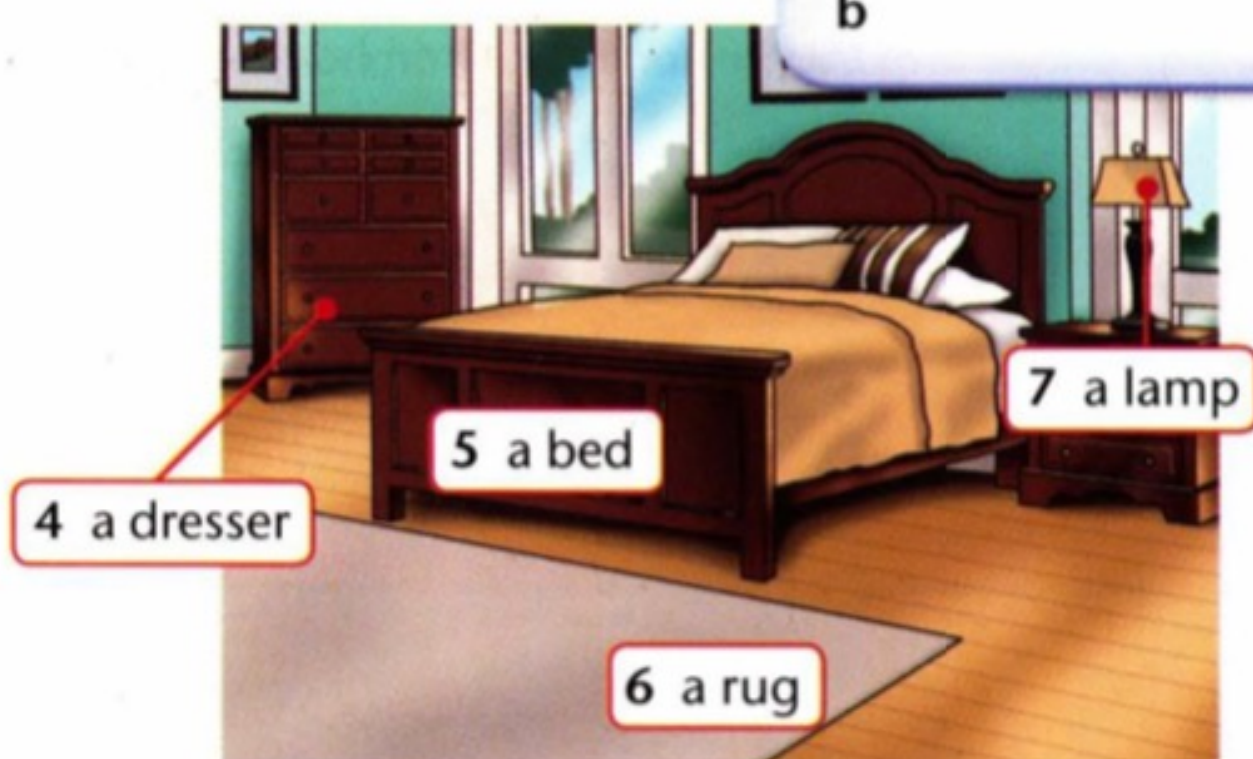


▶ 3:29 **VOCABULARY • Furniture and appliances** First write the name of each room (a–f). Then read and listen. Listen again and repeat.

a an office




b



c



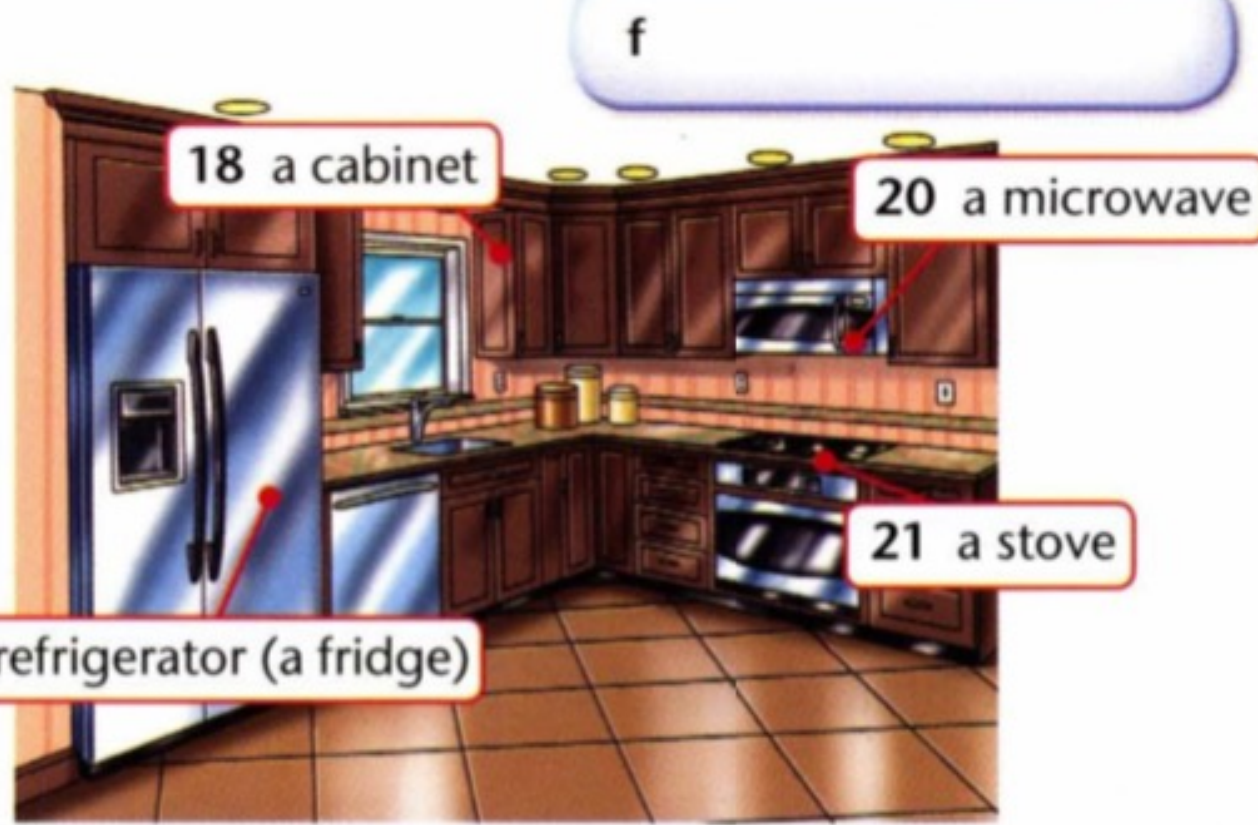
d



e



f



NOW YOU CAN Talk about furniture and appliances

1 ▶ 3:31 **CONVERSATION MODEL** Read and listen.

A: This is a nice sofa. What do you think?
 B: Actually, I think it's beautiful.
 A: And what about this lamp?
 B: I don't know. I'm not sure.

▶ 3:33
Positive and negative adjectives

☺	☹
beautiful	ugly
nice	awful
great	terrible

2 ▶ 3:32 **RHYTHM AND INTONATION** Listen again and repeat. Then practice the Conversation Model with a partner.

3 **CONVERSATION ACTIVATOR** Change the conversation. Ask your partner's opinion about the furniture and appliances in the pictures. (Or use your own pictures.) Then change roles.

A: This is a nice What do you think?
 B: Actually, I think it's
 A: And what about this?
 B:

DON'T STOP!
 Ask about other furniture and appliances.



RECYCLE THIS LANGUAGE.
 I like this ____ .
 I don't like this ____ .
 Really?
 What about you?



4 **CHANGE PARTNERS** Practice the conversation again.